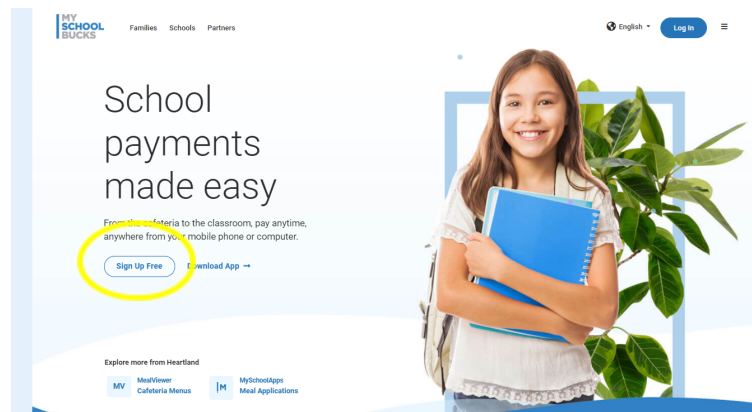





Instrumental Music Registration through MySchoolBucks

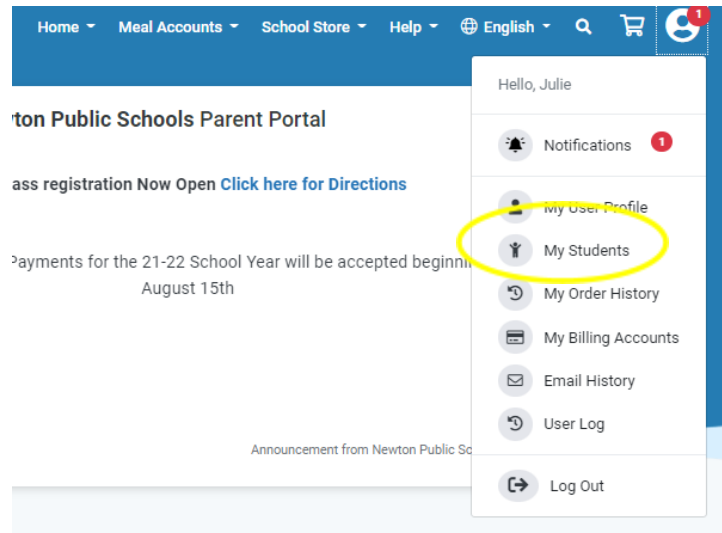
1. To begin registration go to [MySchoolBucks.com](https://myschoolbucks.com) or download the mobile App
2. Login with your account if you already have one (i.e. if you used it to purchase school meals).
 - If you do not have an account, click on **Sign Up** button



- i. On the Sign up page select **Massachusetts** for the state and **Newton Public Schools** as the school district.
- ii. Complete your **sign up information**
- iii. Click **Create Account**
- iv. MySchoolBucks will want to verify your account by sending a code via email or phone. (MySchoolBucks may also ask to verify your email address.)
- v. Once verified, you can add students by visiting home page and selecting **+Add Student**

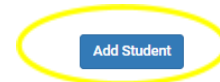


You can also add a student by going to your Profile tab on the upper right corner and selecting **My Students**



My Students Add, Edit, and Remove Students

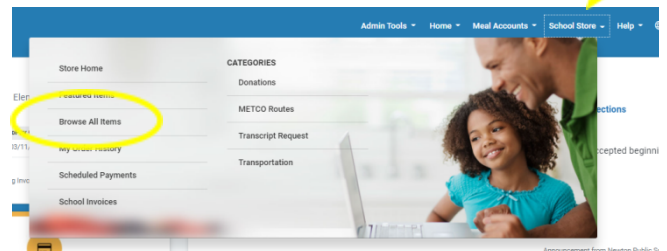
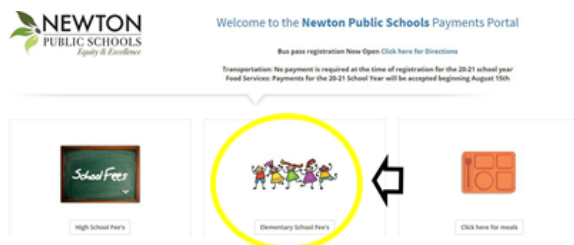
No students on file. Select 'Add Student' to add a new student to your account.



- vi. Complete your **student's information** and select **Find Student**.
- vii. In the next section confirm your **student's information** and select **Add Student**.

- You can view all your students in the **My Students** section. If you are not able to find and add your child, please contact us at 617-559-9025.

- Once you have logged in, click on the **Elementary School Fee's** icon to begin the registration. (Select **View All** if you do not see the icon listed) Alternatively, under the **School Store dropdown** at the top, select **Browse All items**.









4. You will see all Elementary Fee Products available for your family based on the schools your children attend. Select the appropriate Music Product for your student.

Financial waivers are available. You will need to complete the NPS Financial Assistance Application form for each student in your household before you select a waiver product in MySchoolBucks. The application will be valid for the entire school year. Visit this NPS website for more information about the waiver process.

<https://www.newton.k12.ma.us/site/Default.aspx?PageID=1072>

Once you have been approved for a waiver, please select the “Waiver” product in MySchoolBucks.

 <p>4th Grade Instrumental</p> <p>View Details</p>	 <p>4th Grade Instrumental - Waiver</p> <p>View Details</p>	 <p>5th Grade Band</p> <p>View Details</p>
 <p>5th Grade Band - Waiver</p> <p>View Details</p>	 <p>5th Grade Orchestra</p> <p>View Details</p>	 <p>5th Grade Orchestra - Waiver</p> <p>View Details</p>

5. Once you select the appropriate product from above, complete the form and select **Buy Now**. If you are signing up more than one student, use the “**Add to Basket**” option to add additional students and then click on the cart to begin the checkout process.
6. Within the Place Store Order page, review the product(s) you have selected and complete the transaction.
7. Once the order is successfully placed, a confirmation page will appear.

If you have questions, please contact us at 617-559-9025. Please allow extra time for calls to be returned.